


# Hear My Words Patch Program

Created by Cadette Troop 1668




When you earn this patch, you will learn about deaf cultures and the hearing impaired in your community. Created by Cadette Troop 1668. You can purchase the patch at our local Girl Scout Shops. Please complete 4 of the following 10 requirements:

1. **The Founder of Girl Scouts** Juliette Low, the founder of Girl Scouts, is connected very closely to the Deaf Community. In your Junior Girl Scout Handbook, start learning about Juliette Low by reading page 3 in the Girl Scout Basics section. How do you think Juliette Low would've lived in the world today? What's out there that would've helped her now as opposed to then? Create a chart and compare/contrast things that were available then and things that are available now. Discover the universal Logo for the hearing impaired, what does it mean? Can you locate a hearing impaired logo in your neighborhood?
2. **Let's Chat!** If the Deaf can't listen with their ears, how do they communicate? With your group, explore at least three ways that the Deaf can communicate with others. Try at least one of these communication types for yourself. Would you be able to communicate with the world around you?
3. **Deaf Events** Research events happening in your area that relate to Deaf Culture. Go to your library, look on the computer, or ask someone who may know about an event. You can always check out some websites like: [www.LHH.org](http://www.LHH.org), [www.AGBell.org](http://www.AGBell.org), [www.HearUsLL.org](http://www.HearUsLL.org), or [www.MillNeck.org](http://www.MillNeck.org). These are the websites of some Deaf organizations. Find and attend an event of your choice. Connect with a deaf person at the event you're attending. What do you notice here that's different from ordinary events? Discuss this with your group. Volunteer at a Deaf Event. Share your experiences with fellow Girl Scouts.
4. **Techno YES** Technology today brings new and exciting ways to communicate with others, including the Deaf. The following technologies bridge the gap between the two different worlds. Research and experience at least one of the following:
  - o Web CapTelRelay services (7-11, 4-11, etc.)
  - o TTY (teletypewriter)
  - o Closed captioning/subtitles
  - o FM Transmitters
  - o Bed Shaker alarm clocks
  - o Example: for closed captioning/subtitles, research the topic and watch part of a movie with the subtitles or captions on and no sound.
5. **Who Am I?** There are two different categories of deaf people. Learn about the following: Aural/Oral Deaf/ASL Deaf/What are the similarities? What are the differences? What's out there that could help each category? Come up with your own idea's to make your Community more accessible to the hearing impaired.

# Hear My Words Patch Program


Created by Cadette Troop 1668



6. **Nice to Meet You** Living within the community, there are many Deaf and Hard-of-Hearing (H/H). Statistically, one out of ten people are hearing impaired. Meet a hearing impaired person and ask that person some of the following questions:
  - How do you watch TV?
  - Do you go to the movies?
  - Can you drive a car?
  - Are your parents or other family members deaf also?
  - What type of school did you go to?
  - How long have you been deaf/hearing impaired?
  - Ask some of your own questions, too. Find out what they do that's different than what you would do.
7. **We <3 Music** You know all of the popular music. Do deaf people? Pick your favorite song and perform a few minutes of it in a way that a deaf person would understand.
8. **Off to the Movies** Do the hearing impaired go to the movies? Go to [www.deafness.about.com](http://www.deafness.about.com) to learn about Rear-Window Captioning and how it can help the deaf watch movies. Take a field trip to see a captioned movie. Visit [www.Fandango.com](http://www.Fandango.com) or [www.Fomdi.com](http://www.Fomdi.com) to find a theater and a movie near you that is using Rear-Window Captioning. When you get to the theater, Customer Service will help you set up the equipment - just ask.
9. **Sign On** Did you know that American Sign Language is starting to be taught in schools all over the country, like any other language? American Sign Language (ASL) goes back quite some time. With your troop, research the origins of ASL, where, when, and how it began. Learn the alphabet. Using your Junior Girl Scout Handbook, do the requirements on pages 74 and 75 in "How to Make a Difference". Try it yourself! Learn how to sign the Girl Scout Law and the Girl Scout Promise in the Disability Handbook. Sponsor a workshop at your local elementary school or local Library to teach basic Sign Language skills.
10. **Hear Me Not** What would it be like if you couldn't hear? You will learn that doing different tasks are not as easy as you think. Wearing a sound-proof headset or earplugs, each girl can experience how hard it is to understand what others are saying. What did you miss? How did this make you feel? Discuss this with your group. To be more considerate of a hearing impaired person, make a list of ways that you would include them in your activities. No one wants to feel left out, include actions that would hurt feelings.

# Hear My Words Patch Program

Created by Cadette Troop 1668



## Additional Resources:

- [LendEDU - Paying for College for People With Disabilities](#)
- [Community For Accredited Online Schools - Supporting Deaf and Hard Of Hearing Students](#)
- [Your At Home Team - How to Make a Home More User-Friendly for Deaf or Hard of Hearing People](#)
- [Coverage.com - Home Additions and Apps for the Deaf and HoH](#)