


# Your Passport to Adventure with GSSC!



Get ready to learn amazing skills with our programs team and earn a special patch!



## How to get started:

1. Download this PDF and print page 2-3, double-sided.
  - a. Cut in half on the dotted line.
  - b. Fold sections in half.
  - c. Put together like a book.
  - d. Staple to bind (Optional)
2. Fill out your passport info, draw yourself or add your own photo.
3. Bring your passport to each council Girl Scout program you attend to receive a stamp from our team. When you get five (5) stamps, you'll earn our special council patch. Patches will be available April-May 2025.





1.

a.




b. & c.



d.

2.



Check out our online calendar at [www.gssc.us/calendar](http://www.gssc.us/calendar) to register for our upcoming programs. Questions? Email [customer care@gssc.us](mailto:customer care@gssc.us) or call (631) 543-6622

# Passport to Adventure



[www.gssc.us/program-guide](http://www.gssc.us/program-guide)



**girl scouts**   
of suffolk county

STAMP

DATE OF PROGRAM

PROGRAM NAME

STAMP

DATE OF PROGRAM

PROGRAM NAME

STAMP

DATE OF PROGRAM

PROGRAM NAME

STAMP

DATE OF PROGRAM

PROGRAM NAME



Troop #

Girl Scout Level

Girl Scout Name:

Signature:



STAMP

DATE OF PROGRAM

PROGRAM NAME

STAMP

DATE OF PROGRAM

PROGRAM NAME

STAMP

DATE OF PROGRAM

PROGRAM NAME

STAMP

DATE OF PROGRAM

PROGRAM NAME