

The Mags & Munchies Fall Product Program is officially open for participation!

Are you ready to join the fun and Rise Up?

In This Issue:

- Info to get your Troop started
- Links to training videos, forms and more resources.

Things To Do

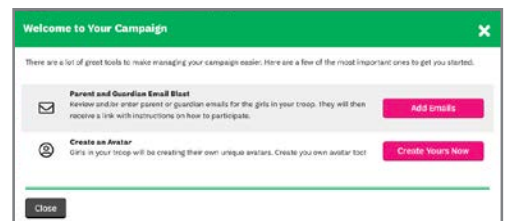
- Fill out [Troop Fall Product Manager Agreement](#) online. Council will manually add you to the M2OS system. *(May take up to 2 days.)*
- Fill out your [ACH form online](#).
- Attend your SU Training and watch our [Troop Fall Product Manager Training video](#) online if assigned.
- Plan your Parent/Caregiver Meeting and have each family fill out the [Parent/Caregiver permission agreement](#).
- *Pro Tip: Take a picture of all of the signed forms and save them.*



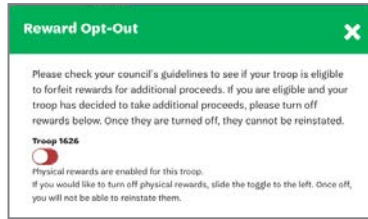
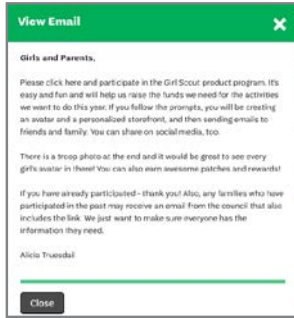
▲ [Watch Our Get Started Video](#) ▲

Register/Log into Your M2OS Account

- ▶ Once you have completed the Things To Do checklist above, you'll receive a **Welcome Email**. Follow the registration link to access your account. *(Check your junk/spam.)*
 - If still have not received the welcome email, contact your Service Unit Fall Manager or Council at customercare@gssc.us.
- ▶ **Create your avatar:** You will be prompted to do this in your account or you can click **Edit Avatar** on your dashboard.
 - The girls in your troop can see your avatar when they check out their troop's group photo in their avatar's room. They love to see that you've made your own!
- ▶ **Familiarize yourself with the troop homepage**
 - The top half of the page is the dashboard. It gives you a quick overview of sale progress for your troop, including girl engagement (creating avatars, making a video recording, & more.)



- ▶ **Remind the girls in your troop to [get started online](#).** You can also launch the Parent Guardian Email Blast in your account.
- ▶ **Cadette, Senior, and Ambassador troops can opt-out of rewards in favor of higher proceeds.** All girls in the troop must agree. You can manage this function from your troop dashboard.




Important Links

- [Troop Guidebook](#)
- [M2 Online Account](#)
- [For Fall Sellers](#)
- [For Fall Volunteers](#)
- [Training Video Playlist](#)

Share Your Story

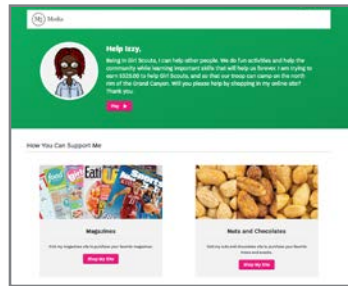
Is your troop using the proceeds for something special this year?

[Share your story with us](#)



New This Year

- ▶ **Dual Supporter Landing Page:** Now your customers will be directed to one page instead of having separate links for magazine and nuts & candy sales.
- ▶ **Choose Your Delivery Option:** Girls and families can choose which customers will have access to the online girl delivery function for the initial sale. [Learn More.](#)



Personalized Avatar Patches

Get your Girl Scouts going today to maximize the funds your troop can earn!

Remind girls that they have a chance to earn TWO personalized patches, but they have to get set up in the fall to earn either. The Fall patch is earned by sending 18+ emails & hitting \$350 in total sales. The crossover patch links their efforts in the Fall and Cookie Programs. [Learn More.](#)



Plus as the Troop Fall Product Manager, you can earn your own personalized avatar patch! Create your avatar, send your Parent/Guardian emails, and if your troop sells \$1500 in total fall sale items you get your very own personalized patch!

Follow Us!

- [Girl Scouts of Suffolk County](#)
- [@girlscouts_sc](#)
- [@girlscouts_sc](#)
- [Girl Scouts of Suffolk County](#)

Questions? We're here to help!
Email customercare@gssc.us

Your support helps GSSC remain Girl Scout STRONG!
Thank you for all that you do for Girl Scouts.